

# Kanemite® Miticide

Might Versus Mites™

## Frequently asked questions by apple & pear growers:



### For outstanding control of Two-spotted spider and European red mites

KANEMITE® 15 SC Miticide provides fast knockdown and excellent control of Two-spotted spider and European red mites with a single application in pome fruit. KANEMITE uses a unique mode of action with no known cross-resistance to other miticides. This ensures effectiveness and allows for true miticide rotations with little or no impact on honeybees, predatory mites and other beneficial species making it an excellent fit for IPM programs.

**Q: What mite species are controlled by KANEMITE?**

**A:** KANEMITE provides excellent control of Two-spotted spider (TSSM) and European red mites (ERM) in apples and pears with a single application.

**Q: What is the method of activity for KANEMITE?**

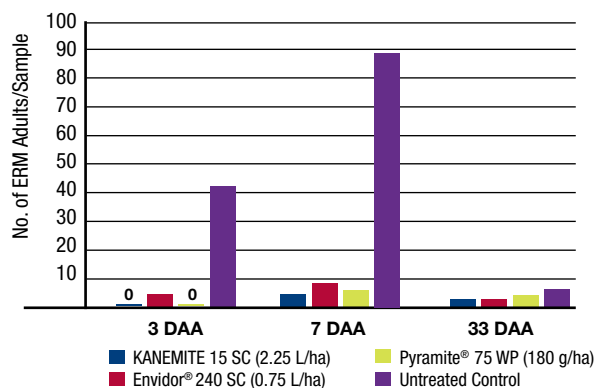
**A:** KANEMITE features the active ingredient *acequinocyl* – with a unique mode of action making it an ideal choice to help manage mite resistance. It has no known cross-resistance to other miticides ensuring effectiveness and allows for true miticide rotations. Kanemite controls all mite life stages on contact only, it has no vapor or systemic activity. Thus coverage is critical to provide satisfactory control. This is especially important when high levels of mite eggs are present in the orchard.

**Q: Will KANEMITE provide long term control of TSSM and ERM?**

**A:** KANEMITE is a fast acting miticide that controls all mite life stages with a single application. The active ingredient breaks down fairly quickly in the environment and would not be considered to have long lasting residual activity. This is one of the reasons KANEMITE meets the criteria of a Reduced Risk miticide. Thorough coverage is critical for control especially when a high number of mite eggs are present in the orchard.

### European Red Mite Control in Apples

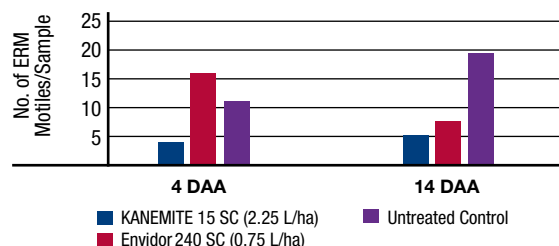
Southern Crop Protection and Food Research Centre; Agriculture and Agri-Food Canada; Vineland, ON



Application Date: 6/30; Evaluation Dates: 7/3, 7/7, 8/2; DAA = Days After Application

### Late Season European Red Mite Control in Apples

Southern Crop Protection and Food Research Centre; Agriculture and Agri-Food Canada; Vineland, ON



Application Date: 7/29; Evaluation Dates: 8/2, 8/12; DAA = Days After Application

# Kanemite® Miticide

## Might Versus Mites™

**Q: Does KANEMITE control all mite life stages?**

**A:** Yes, KANEMITE provides excellent contact activity for controlling both Two-spotted spider mites (TSSM) and European red mite (ERM) at all life stages (eggs, nymphs and adults); which offers growers application timing flexibility.

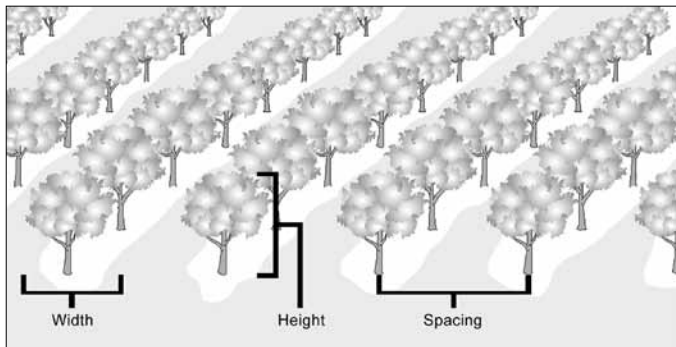
**Q: How important is coverage to ensure the effectiveness of KANEMITE?**

**A:** For maximum contact activity of KANEMITE, thorough coverage is essential. Proper coverage requires penetration of the canopy using a high volume of water and sufficient water pressure. Poor coverage may result in less than satisfactory control especially if eggs hatch due to inadequate coverage. As well, there may not be enough active ingredient left to control the newly hatched nymphs. For apple and pears, apply KANEMITE in sufficient water volume to ensure uniform and thorough coverage of foliage. To achieve adequate coverage use sufficient water volumes, proper spray pressures, nozzles and nozzle spacing.

**Q: What water volume is required for sufficient coverage?**

**A:** It's important for growers to use a high enough water volume to provide thorough coverage. The application rate should be based on the amount of KANEMITE

**Tree-Row-Volume Calculation (Standard Trees)**



© Queen's Printer for Ontario, 2000. Reproduced with permission.

This picture illustrates the spraying of a rectangular box full of leaves that would be 35,191 m<sup>3</sup> in volume, or the TRV of that hectare. Approximately 1,000 L of water is necessary to effectively spray this TRV, that is, about 28.4 L per 1,000 m<sup>3</sup> of TRV.

applied per hectare, applied in the appropriate water volume to achieve thorough coverage of all plant surfaces. (For example, if you apply 3,000 L of water per hectare thoroughly mix 2.07 L of KANEMITE in 3,000 L of water and apply for coverage of all above-ground plant surfaces.) Use care in mixing and application to avoid exceeding 2.07 L of product per hectare regardless of the selected spray volume. Do not use less than 1,000 L of water volume per hectare as a dilute application.

For more information on appropriate water volume please see the OMAFRA Fact Sheet *Guide for Spraying Fruit Trees*.

**Q: What is the application rate for KANEMITE?**

**A:** The following chart provides the application rates for KANEMITE:

Pest	Rate of Product per Hectare*	Application Guidelines
<b>Two-spotted spider mite</b> ( <i>Tetranychus urticae</i> )	2.07 L (0.34 kg ai/ha)	<ul style="list-style-type: none"> <li>• Allow a minimum of 21 days between applications of KANEMITE 15 SC and apply only when thresholds are reached as determined through monitoring.</li> <li>• Pre-harvest Interval (PHI) of 14 days.</li> <li>• Restricted Entry Interval (REI) of 12 hours.</li> </ul>
<b>European red mite</b> ( <i>Panonychus ulmi</i> )		

To learn how KANEMITE 15 SC Miticide can help improve your mite control program in apples and pears, contact your consultant or crop protection supplier today.

And for more information about KANEMITE, log on to [www.arystalifescience.ca/kanemiteca](http://www.arystalifescience.ca/kanemiteca) or call 1-866-761-9397 toll-free.