



for a longer lasting burndown.

## BURNDOWN HERBICIDE

### PRE-PARE® to make your glyphosate burndown work harder and last longer.

Adding PRE-PARE® 70 WDG Herbicide to your glyphosate burndown will give your wheat a jumpstart on the growing season. Not only will your fields start cleaner, but they will remain cleaner longer than conventional methods. From day one, vital nutrients and moisture will be feeding your wheat – instead of your weeds. With PRE-PARE in your burndown application, you get:

- Residual control of both grass and broadleaf weeds for a longer lasting clean
- Control of volunteer Roundup Ready® and LibertyLink® crops, such as canola and corn
- Enhanced performance on glyphosate-tolerant weeds and other tough weeds, such as wild buckwheat, quackgrass and more

### WEED ACTIVITY

PRE-PARE, when added to glyphosate, provides enhanced contact and residual soil activity on a wide spectrum of grass and broadleaf weeds, including:

#### VOLUNTEER CROPS

Conventional, Roundup Ready and LibertyLink canola and corn

Volunteer Barley

Volunteer Tame Oat

#### GRASS WEEDS

Season-long Green Foxtail Control

Wild Oats

Annual Ryegrass

Barnyardgrass

Cheat (True Cheat)

Downy Brome

Foxtail Barley

Giant Foxtail

Italian Ryegrass

Japanese Brome

Persian Darnel

Quackgrass

Wild Proso Millet

Windgrass

Yellow Foxtail

#### BROADLEAF WEEDS

Common Lambsquarter

Field Pennycress

Flixweed

Ladysthumb

Pennsylvania Smartweed

Redroot Pigweed

Shepherd's Purse

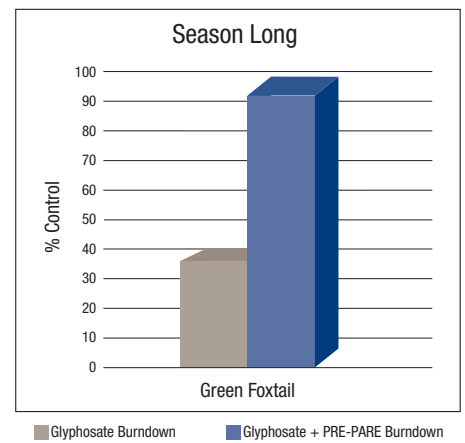
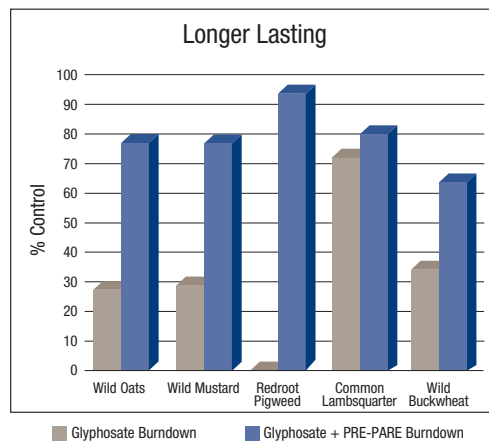
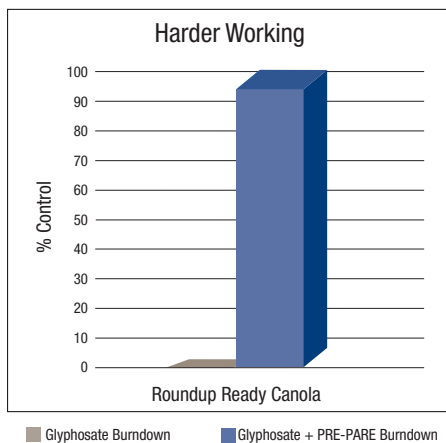
Tansy Mustard

Tumble Mustard

Wild Buckwheat

Wild Mustard

For a complete listing of weeds please see PRE-PARE and glyphosate labels.





for a longer lasting burndown.

## BURNDOWN HERBICIDE

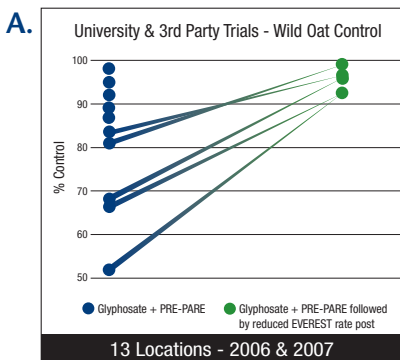
### QUESTIONS AND ANSWERS

#### Q. How is PRE-PARE different than conventional burndown applications?

A. There are two major differences:

1. **It works harder** with enhanced performance on glyphosate tolerant weeds including volunteer Roundup Ready and LibertyLink® canola and corn. Under cool spring conditions, where glyphosate treatments alone do not provide complete control of winter annuals – PRE-PARE improves burndown performance for a cleaner field.
2. **It lasts longer** by extending your glyphosate control with residual activity on both grass and broadleaf weeds.

#### Q. Does this mean an in-crop post application will not be needed?



The need for additional in-crop applications will depend on weed spectrum and density. Assessing the grass and broadleaf pressure at the 1 to 4 leaf crop stage is recommended. If

necessary, a reduced rate of EVEREST® Herbicide plus a broadleaf partner may be used to keep your field clean through harvest.

#### Q. What crops can PRE-PARE be used in?

A. PRE-PARE is registered for use in all varieties of spring and winter wheat. Do not use in Durum wheat.

#### Q. Can PRE-PARE be used alone?

A. In order to maximize burndown performance and keep your field clean at seeding, PRE-PARE should be used with your current glyphosate burndown system.

### APPLICATION PROCEDURES

#### TIMING

Apply PRE-PARE with your regular glyphosate burndown application.

#### RATE – ON GROUND

- 0.3 oz/A with your standard glyphosate treatment
- All standard adjuvant systems and additional glyphosate tank-mixes are compatible with PRE-PARE
- Refer to label for aerial application procedures

#### MIXING INSTRUCTIONS

Ensure the spray tank is clean. In-line strainers and nozzle screens should be clean and 50 mesh or coarser.

1. Fill the spray tank ¼ to ½ full with clean water and begin agitation or bypass.
2. Add PRE-PARE directly to the spray tank.
3. Add the glyphosate herbicide.
4. Add the surfactant.
5. Add fertilizer/micronutrients (if needed).
6. Fill the spray tank to the required level.

Maintain sufficient agitation during both mixing and application of PRE-PARE.

#### CROP ROTATIONS

PRE-PARE can be used in a wide variety of crop rotation programs based on soil types and prevailing climatic conditions. Refer to the PRE-PARE label to determine how PRE-PARE fits into your crop rotation plans.

#### CONDITIONS

PRE-PARE can be applied to all field conditions including weedy, trashy or black soil with the normal application of glyphosate.

To learn more about PRE-PARE Burndown Herbicide, log on to [www.arystalifescience.us/pre-pare](http://www.arystalifescience.us/pre-pare) or call 1-866-761-9397 toll free.



Arysta LifeScience

**Always read and follow label directions.** PRE-PARE and the PRE-PARE logo are registered trademarks of Arysta LifeScience North America, LLC. EVEREST is a registered trademark of Arysta LifeScience North America, LLC. Arysta LifeScience and the Arysta LifeScience logo are registered trademarks of Arysta LifeScience Corporation. LibertyLink is a registered trademark of Bayer CropScience. Roundup Ready is a registered trademark of Monsanto Technology LLC. ©2010 Arysta LifeScience North America, LLC. PREU-105